



UNIVERSIDAD AUTÓNOMA
DE AGUASCALIENTES

P R O M E P

42° INFORME FINANCIERO PARCIAL Y ACUMULADO

ABRIL 2016



UNIVERSIDAD AUTÓNOMA
DE AGUASCALIENTES

S. E. P.
SUBSECRETARÍA DE EDUCACIÓN SUPERIOR
RECEBIDO
22 ABR. 2016
DIRECCIÓN GENERAL DE EDUCACIÓN SUPERIOR
UNIVERSITARIA
DIRECCIÓN DE SUBSIDIO A UNIVERSIDADES

Aviso

15 de abril de 2016

Oficio No. CAP-RECTORIA 46/16

DR. SALVADOR MALO ÁLVAREZ
DIRECTOR GENERAL DE EDUCACIÓN SUPERIOR UNIVERSITARIA
SUBSECRETARÍA DE EDUCACIÓN SUPERIOR. SEP
P R E S E N T E.

Estimado Doctor:

Anexo al presente hago entrega del 42º informe financiero de avance general del ejercicio de los Convenios PRODEP (PROMEPE).

Dicha información comprende:

- Informe parcial y acumulado
- Cédulas de comprobación de gasto
- Copias de comprobantes por convenio

Para cualquier duda o aclaración al respecto, estoy a sus órdenes.

Agradezco su atención y sin más por el momento le envío un cordial saludo.

S. E. P.
SUBSECRETARÍA DE EDUCACIÓN SUPERIOR
RECEBIDO
22 ABR 2016
DIR. GENERAL DE EDUCACIÓN SUPERIOR UNIVERSITARIA
DIRECCIÓN DE SUBSIDIOS A UNIVERSIDADES
SUBDIRECCIÓN DE GESTIÓN Y SEGUIMIENTO PRESUPUESTAL

ATENTAMENTE
"SE LUMEN PROFERRE"

M. EN A. MARIO ANDRADE CERVANTES
RECTOR

S. E. P.
SUBSECRETARÍA DE EDUCACIÓN SUPERIOR
RECEBIDO
22 ABR 2016
DIRECCIÓN GENERAL DE EDUCACIÓN SUPERIOR UNIVERSITARIA
DIRECCIÓN DE SUPERACIÓN ACADÉMICA



DRA. GUADALUPE RUIZ CUÉLLAR
DIRECTORA GENERAL DE INVESTIGACIÓN Y POSGRADO
REPRESENTANTE INSTITUCIONAL PROMEP

11:29
S. E. P.
SUBSECRETARÍA DE EDUCACIÓN SUPERIOR
RECEBIDO
22 ABR. 2016
DIRECCIÓN GENERAL DE EDUCACIÓN SUPERIOR UNIVERSITARIA

c.c.p. M. en C. Guillermina Urbano Vidales.- Directora de Superación Académica - PROMEP.SEP
c.c.p. C.P. José F. Varela del Rivero.- Director de Subsidio a Universidades. SEP
c.c.p. Lic. Jaime Chapa Benítez.- Subdirector de Gestión y Seguimiento Presupuestal. SEP
c.c.p. Archivo

UNIVERSIDAD AUTÓNOMA DE AGUASCALIENTES
PROGRAMA DE MEJORA AL PROFESORADO
Informe Financiero Parcial No. 42
15 de Abril de 2016.

| Rubros Anexos | Beca de fomento a la permanencia | Reconocimiento a la Trayectoria Académica | Fomento a la generación y aplicación del conocimiento | Servicios | Materiales | Bienes muebles | Acervo bibliográfico | Manutención | Cuota compensatoria | Inscripción | Colegiatura | Seguro médico | Instalación | Transporte y viáticos | Material didáctico | Graduación o titulación | TOTAL |
|-----------------------|----------------------------------|---|---|-----------|------------|----------------|----------------------|-------------|---------------------|-------------|-------------|---------------|-------------|-----------------------|--------------------|-------------------------|------------|
| Of. No. 103.5/11/899 | | | | | | 1,995.20 | | | | | | | | | | | 1,995.20 |
| Of. No. 103.5/11/5527 | | | | | | | | | | | | | | | 239.15 | | 239.15 |
| Of. No. 103.5/12/2075 | | | | 8,569.00 | | | | | | | | | | | | | 8,569.00 |
| Of. No. 103.5/12/3781 | | | | | | 12,207.61 | | | | | | | | | | | 12,207.61 |
| Of. No. 103.5/12/4456 | | | | | | | | | | | | | | | 2,000.00 | | 2,000.00 |
| Of. No. 103.5/12/4457 | | | | | | | | | | | | 29,088.00 | | | | | 29,088.00 |
| Of. No. 103.5/12/4558 | | | | | | 8,771.00 | | | | | | | | | | | 8,771.00 |
| Of. No. 103.5/13/5244 | | | | | 119,429.84 | | | | | | | | | | | | 119,429.84 |
| Of. No. 103.5/13/5651 | | | | | | | | | | | | | | 18,370.00 | 1,918.11 | | 20,288.11 |
| Of. No. 103.5/13/5971 | | | | | | 14,649.63 | | | | | | | | | | | 14,649.63 |
| Of. No. 103.5/13/6889 | | | | 3,239.96 | | | | | | | | | | | | | 3,239.96 |
| Of. No. 103.5/13/7079 | | | | | | 12,617.56 | | | | | | | | | | | 12,617.56 |
| Of. No. 103.5/14/7104 | | | | | | 184,139.32 | | | | | | | | | | | 184,139.32 |
| Of. No. 103.5/14/7421 | | | | 32,786.00 | 7,862.60 | 289,241.69 | | | | | | | | | | | 329,890.29 |
| Of. No. 103.5/14/7422 | | | | | | 129,214.70 | | | | | | | | | | | 129,214.70 |

UNIVERSIDAD AUTÓNOMA DE AGUASCALIENTES
PROGRAMA DE MEJORA AL PROFESORADO
Informe Financiero Parcial No. 42
15 de Abril de 2016.

| Rubros | Beca de fomento a la permanencia | Reconocimiento a la Trayectoria Académica | Fomento a la generación y aplicación del conocimiento | Servicios | Materiales | Bienes muebles | Acervo bibliográfico | Manutención | Cuota compensatoria | Inscripción | Colegiatura | Seguro médico | Instalación | Transporte y viáticos | Material didáctico | Graduación o titulación | TOTAL |
|------------------------|----------------------------------|---|---|-------------------|-------------------|-------------------|----------------------|-------------|---------------------|-------------|-------------|------------------|-------------|-----------------------|--------------------|-------------------------|---------------------|
| Anexos | | | | | | | | | | | | | | | | | |
| Of. No. 103.5/14/9009 | | | | | | 39,900.00 | | | | | | | | | | | 39,900.00 |
| Of. No. 103.5/14/10421 | | | | | | 53,655.69 | | | | | | | | | | | 53,655.69 |
| Of. No. 103.5/14/11294 | | | | 1,070.00 | 93,688.19 | | | | | | | | | | | | 94,758.19 |
| Of. No. 103.5/15/3006 | | | 61,304.44 | | | 1,873.40 | | | | | | | | | | | 63,177.84 |
| Of. No. 103.5/15/3096 | | | | 17,053.36 | | 14,931.08 | | | | | | | | | | | 31,984.44 |
| Of. No. 103.5/15/6946 | | | | 20,181.24 | | 31,079.31 | | | | | | | | | | | 51,260.55 |
| Of. No. 103.5/15/6954 | | | | 65,963.49 | | 116,663.16 | | | | | | | | | | | 182,626.65 |
| Of. No. 103.5/15/9188 | | | | | | 56,290.33 | | | | | | | | | | | 56,290.33 |
| Of. No. 103.5/15/12143 | | | | 24,220.00 | | | | | | | | | | | | | 24,220.00 |
| TOTAL POR RUBRO | 0.00 | 0.00 | 61,304.44 | 173,083.05 | 220,980.63 | 967,229.68 | 0.00 | 0.00 | 0.00 | 0.00 | 0.00 | 29,088.00 | 0.00 | 18,370.00 | 4,157.26 | 0.00 | 1,474,213.06 |


DRA. GUADALUPE RUIZ CUELLAR
RESPONSABLE INSTITUCIONAL DEL PRODEP


M. EN ADMON. MARIO ANDRADE CERVANTES
RECTOR



UNIVERSIDAD AUTÓNOMA DE AGUASCALIENTES
PROGRAMA DE MEJORA AL PROFESORADO
Informe Financiero Acumulado No. 42
15 de Abril de 2016.

| Rubros | Beca de fomento a la permanencia | Reconocimiento a la calidad en el trabajo | Apoyo mensual complementario | Reconocimiento a la trayectoria académica | Fomento a la generación y aplicación del conocimiento | Servicios | Materiales | Bienes muebles | Acervo bibliográfico | Manutención | Cuota compensatoria | Inscripción | Colegiatura | Seguro médico | Instalación | Transporte y viáticos | Material didáctico | Graduación o titulación | TOTAL |
|------------|----------------------------------|---|------------------------------|---|---|------------|------------|----------------|----------------------|--------------|---------------------|-------------|-------------|---------------|-------------|-----------------------|--------------------|-------------------------|--------------|
| 97-01 | | | | | | 20,553.41 | 15,654.53 | 228,674.99 | 5,112.56 | | | | | | | | | | 269,995.49 |
| 97-02 | | | | | | 5,286.07 | 22,965.96 | 327,973.91 | 2,430.66 | | | | | | | | | | 358,656.60 |
| 97-03 | | | | | | 18,076.38 | 839,446.02 | 1,121,618.96 | | | | | | | | | | | 1,979,141.36 |
| 97-04 | | | | | | 1,175.13 | | 1,424,273.32 | 314,313.39 | | | | | | | | | | 1,739,761.84 |
| 97-06 | | | | | | 93.00 | 182.16 | 302,309.55 | 57,407.00 | | | | | | | | | | 359,991.71 |
| 98-01-01 | | | | | | | | | | 6,840.00 | | | | | | 6,973.88 | | | 13,813.88 |
| 98-03 | | | | | | 118.20 | 314.18 | 264,670.25 | 371,486.83 | | | | | | | | | | 636,589.46 |
| 98-02-01 | | | | | | | | | | 1,750,750.67 | | 29,845.12 | 372,624.00 | | 16,000.00 | 248,027.69 | 117,533.62 | 16,500.00 | 2,551,281.10 |
| 98-01-01 | | | | | | | | | | 900,882.46 | | | | 9,997.35 | 18,955.84 | 26,377.60 | 28,909.21 | | 985,122.46 |
| 98-06-01 | | | | | | | | | | 495,448.00 | | 9,725.00 | | | 7,231.69 | 109,695.48 | 20,000.00 | | 642,100.17 |
| 99-02-01 | | | | | | | | | | 162,624.00 | | | | | | 75,260.41 | 29,208.68 | | 267,093.09 |
| 99-03-01 | | | | | | | | | | 180,000.00 | | | | | | 100,953.00 | 317.69 | | 281,270.69 |
| 99-04-01 | | | | | | | | | | 376,829.00 | 16,123.50 | 11,056.50 | 31,522.50 | | 8,000.00 | 34,110.74 | 20,850.40 | | 498,492.64 |
| 99-06-01 | | | | | | | | | | 670,016.77 | | 12,006.00 | 584,438.53 | 24,060.00 | 18,041.05 | 30,747.16 | 19,161.25 | | 1,358,470.76 |
| 99-07-01 | | | | | | | | | | 340,365.00 | | 20,979.00 | 34,312.50 | | 8,192.21 | 64,245.89 | 19,762.26 | | 487,856.86 |
| 2000-01-01 | | | | | | | | | | 1,022,833.61 | 165,024.00 | | 435,514.25 | 49,696.20 | 19,780.00 | 24,556.39 | 9,445.10 | | 1,726,849.55 |
| 2000-02 | | | | | | 4,955.95 | 45,027.70 | 1,861,225.71 | 62,277.29 | | | | | | | | | | 1,973,486.65 |
| 2000-03-01 | | | | | | | | | | | | 1,117.40 | | | | 101,350.01 | 8,333.59 | | 110,801.00 |
| 2000-04 | | | | | | 825.12 | | 59,163.88 | | | | | | | | | | | 59,989.00 |
| 2000-05-01 | | | | | | | | | | 389,136.00 | | 4,209.29 | 2,368.82 | | | 121,634.00 | 29,452.76 | | 546,800.87 |
| 2000-06-01 | | | | | | | | | | 203,280.00 | | 1,163.06 | 1,712.40 | | | 97,153.41 | 9,848.85 | | 313,157.72 |
| 2000-07-01 | | | | | | | | | | | 207,600.00 | | 149,500.00 | | | 12,232.24 | 34,302.47 | 3,160.00 | 406,794.71 |
| 2000-08-01 | | | | | | | | | | 16,254.00 | 13,542.00 | | | | | 42,500.93 | 19,992.37 | | 92,289.30 |
| 2001-01-01 | | | | | | | | | | | 13,542.00 | | | | | 8,000.00 | 10,000.00 | 1,306.00 | 32,848.00 |
| 2001-02-01 | | | | | | | | | | | 26,160.00 | | 32,305.00 | | | 9,739.02 | 2,613.54 | | 70,817.56 |
| 2001-03 | | | | | | | 893.18 | 454,131.82 | 27,031.03 | | | | | | | | | | 482,056.03 |
| 2001-04-01 | | | | | | | | | | 633,993.50 | 145,074.13 | | 581,030.37 | 60,813.11 | | 20,025.06 | 9,786.81 | 10,003.70 | 1,460,726.68 |
| 2001-05 | | | | | | 619,226.76 | | | | | | | | | | | | | 619,226.76 |
| 2001-06-01 | | | | | | | | | | 107,198.83 | 5,461.20 | | 92,524.50 | | | 13,041.81 | 8,403.91 | | 226,630.25 |
| 2001-07-01 | | | | | | | | | | | 48,000.00 | | | | | 4,607.09 | | | 52,607.09 |
| 2001-08 | | | | | | | | 9,468.90 | | | | | | | | | | | 9,468.90 |
| 2002-01 | | | | | | | 4,143.43 | 172,224.57 | 406.00 | | | | | | | | | | 176,774.00 |
| PTC-01-01 | 303,000.00 | | 45,000.00 | | | 23,367.64 | 246,529.05 | 123,396.72 | | | | | | | | | | | 741,293.41 |
| PTC-01-02 | 192,000.00 | | | | | | | 52,932.46 | 5,764.47 | | | | | | | | | | 250,696.93 |
| PTC-02-01 | 144,000.00 | | 60,000.00 | | 13,909.50 | 40,731.77 | 54,586.10 | 40,622.43 | 6,855.65 | | | | | | | | | | 360,705.45 |
| PTC-02-02 | 96,800.00 | | | | | | 2,369.43 | 26,351.32 | | | | | | | | | | | 125,520.75 |



UNIVERSIDAD AUTÓNOMA DE AGUASCALIENTES
PROGRAMA DE MEJORA AL PROFESORADO
Informe Financiero Acumulado No. 42
15 de Abril de 2016.

| Rubros | Beca de fomento a la permanencia | Reconocimiento a la calidad en el trabajo | Apoyo mensual complementario | Reconocimiento a la trayectoria académica | Fomento a la generación y aplicación del conocimiento | Servicios | Materiales | Bienes muebles | Acervo bibliográfico | Manutención | Cuota compensatoria | Inscripción | Colegiatura | Seguro médico | Instalación | Transporte y viáticos | Material didáctico | Graduación o titulación | TOTAL |
|-----------------------|----------------------------------|---|------------------------------|---|---|--------------|------------|----------------|----------------------|--------------|---------------------|-------------|--------------|---------------|-------------|-----------------------|--------------------|-------------------------|--------------|
| PTC-03-01 | 288,000.00 | | 60,000.00 | | | | 4,967.15 | 77,701.88 | 1,958.00 | | | | | | | | | | 432,627.03 |
| PTC-03-02 | 96,000.00 | | | | | | 606.11 | 29,324.79 | | | | | | | | | | | 125,930.90 |
| EXB-01-01 | | | | | 77,777.48 | 34,914.37 | 4,558.15 | 61,960.85 | 364.86 | | | | | | | | | | 179,575.71 |
| Of. No. 103.5/02/1406 | | | | | | | | 29,382.50 | | | | | | | | | | | 29,382.50 |
| Of. No. 103.5/02/1428 | 1,675,102.67 | | 60,000.00 | | 180,370.21 | 151,165.66 | 183,777.29 | 424,825.85 | 12,622.50 | | | | | | | | | | 2,687,864.18 |
| Of. No. 103.5/02/1485 | | | | | | | 782.00 | 154,281.41 | | | | | | | | | | | 155,063.41 |
| Of. No. 103.5/02/1497 | | | | | | | | | | 49,050.00 | 20,952.00 | | 18,967.50 | | | | | | 88,969.50 |
| Of. No. 103.5/02/1498 | | | | | | | | | | 785,029.20 | 257,825.79 | | 724,821.16 | 17,199.69 | | 21,683.01 | 11,993.63 | | 1,818,552.48 |
| Of. No. 103.5/02/2037 | | | | | | | | | | 610,344.00 | 248,155.92 | 23,385.00 | 26,360.00 | | | 21,610.00 | 19,364.83 | 5,390.00 | 954,609.75 |
| Of. No. 103.5/02/2038 | | | | | | | | | | 1,708,096.10 | 404,221.34 | 18,481.74 | 196,500.62 | 52,992.20 | | 54,287.99 | 24,080.76 | 1,199.39 | 2,459,860.14 |
| Of. No. 103.5/02/2108 | | | | | | | | 69,920.22 | 10,000.00 | | | | | | | | | | 79,920.22 |
| Of. No. 103.5/02/2282 | 222,000.00 | | | | 40,512.93 | 17,985.16 | 4,404.27 | 137,032.62 | 3,909.00 | | | | | | | | | | 425,843.98 |
| Of. No. 103.5/02/2283 | 444,000.00 | | | | 28,224.00 | 20,135.70 | 7,729.00 | 66,237.20 | | | | | | | | | | | 566,325.90 |
| Of. No. 103.5/03/249 | | | | | | 551,381.10 | 118,627.51 | 22,948.22 | 180.00 | | | | | | | | | | 693,136.83 |
| Of. No. 103.5/03/1040 | | | | | | | | | | 196,750.00 | 56,532.40 | | 141,380.01 | 7,875.79 | | 63,962.01 | 10,753.56 | | 477,253.77 |
| Of. No. 103.5/03/1041 | | | | | | | | | | 531,164.00 | 346,456.00 | 50,000.00 | 174,996.00 | | | 14,961.00 | 20,000.00 | 40,000.00 | 1,177,577.00 |
| Of. No. 103.5/03/1099 | 322,000.00 | | | | 32,000.00 | 73,676.28 | 35,568.61 | 136,529.68 | 60,198.00 | | | | | | | | | | 659,972.57 |
| Of. No. 103.5/03/1375 | | | | | | | 1,698.80 | 124,397.77 | | | | | | | | | | | 126,096.57 |
| Of. No. 103.5/03/1476 | 96,000.00 | | | | | | 332.81 | 29,606.38 | | | | | | | | | | | 125,939.19 |
| Of. No. 103.5/03/0501 | | | | | | 1,805,094.60 | | | | | | | | | | | | | 1,805,094.60 |
| Of. No. 103.5/03/2516 | 245,000.00 | 45,000.00 | | | 32,787.00 | 213,901.53 | 53,786.67 | 220,772.84 | 19,338.45 | | | | | | | | | | 830,586.49 |
| Of. No. 103.5/03/2517 | 660,000.00 | | | | 65,574.00 | 118,541.22 | 146,483.51 | 553,518.81 | 12,054.37 | | | | | | | | | | 1,556,171.91 |
| Of. No. 103.5/03/2660 | | | | | | 7,425.00 | 5,697.94 | 226,644.52 | 3,083.54 | | | | | | | | | | 242,851.00 |
| Of. No. 103.5/04/183 | | | | | | | | | | | 232,050.00 | | 1,440,072.00 | | | 107,885.29 | 51,234.61 | 27,668.00 | 1,858,909.90 |
| Of. No. 103.5/04/1097 | | | | | | | | | | 901,175.00 | 189,211.84 | 1,551.09 | 22,141.17 | 45,418.24 | | 32,912.00 | 14,960.00 | | 1,207,369.34 |
| Of. No. 103.5/04/1314 | 539,836.00 | | | | 22,205.00 | 77,965.25 | 78,049.85 | 373,744.51 | 23,311.45 | | | | | | | | | | 1,115,112.06 |
| Of. No. 103.5/04/1315 | 260,000.00 | 30,000.00 | | | 34,040.50 | 57,000.78 | 30,887.95 | 106,937.58 | 5,335.49 | | | | | | | | | | 524,202.30 |
| Of. No. 103.5/04/1496 | | | | | | | 10,765.57 | 157,336.37 | | | | | | | | | | | 168,101.94 |
| Of. No. 103.5/04/1662 | 96,000.00 | | | | | | 299.00 | 29,214.00 | | | | | | | | | | | 125,513.00 |
| Of. No. 103.5/04/1741 | | | | | | | | | | 261,600.00 | 105,600.00 | 6,545.00 | 88,400.00 | | | 7,708.00 | 19,314.81 | | 489,167.81 |
| Of. No. 103.5/04/2522 | | | | | | | 4,730.00 | 94,762.11 | | | | | | | | | | | 99,492.11 |
| Of. No. 103.5/04/2598 | 192,000.00 | | | | | | 3,511.50 | 56,480.50 | | | | | | | | | | | 251,992.00 |
| Of. No. 103.5/04/2600 | | | | | | | | | | 197,033.00 | 24,000.00 | 60,000.00 | | | | 135,136.68 | 22,009.95 | 54,622.00 | 492,801.63 |
| Of. No. 103.5/04/2846 | | | | | | 151,880.50 | 122,976.64 | 10,760.90 | | | | | | | | | | | 285,618.04 |
| Of. No. 103.5/04/2888 | 96,000.00 | | | | | | 2,104.50 | 27,091.53 | | | | | | | | | | | 125,196.03 |
| Of. No. 103.5/05/359 | 144,000.00 | | | 132,000.00 | 34,603.00 | 119,865.84 | 31,408.83 | 75,985.81 | 21,105.96 | | | | | | | | | | 558,969.44 |



**UNIVERSIDAD AUTÓNOMA DE AGUASCALIENTES
PROGRAMA DE MEJORA AL PROFESORADO**

Informe Financiero Acumulado No. 42

15 de Abril de 2016.


| Rubros | Beca de fomento a la permanencia | Reconocimiento a la calidad en el trabajo | Apoyo mensual complementario | Reconocimiento a la trayectoria académica | Fomento a la generación y aplicación del conocimiento | Servicios | Materiales | Bienes muebles | Acervo bibliográfico | Manutención | Cuota compensatoria | Inscripción | Colegiatura | Seguro médico | Instalación | Transporte y viáticos | Material didáctico | Graduación o titulación | TOTAL | |
|-----------------------|----------------------------------|---|------------------------------|---|---|------------|------------|----------------|----------------------|-------------|---------------------|-------------|-------------|---------------|-------------|-----------------------|--------------------|-------------------------|-------|--------------|
| Of. No. 103.5/05/664 | 132,000.00 | | | | | | | 17,260.06 | | | | | | | | | | | | 149,260.06 |
| Of. No. 103.5/05/1014 | | | | | | 12,853.61 | | | | | | | | | | | | | | 12,853.61 |
| Of. No. 103.5/05/1471 | | | | | | | | | | | 102,000.00 | | | | | 4,991.00 | 10,036.84 | 2,300.00 | | 119,327.84 |
| Of. No. 103.5/05/1472 | | | | | | | | | | 754,153.50 | 139,797.44 | 11,244.89 | 10,958.81 | 34,503.92 | | 28,679.22 | 13,368.22 | 4,022.05 | | 996,728.05 |
| Of. No. 103.5/05/1674 | | | | | | | | 26,434.00 | 1,089.90 | | | | | | | | | | | 27,523.90 |
| Of. No. 103.5/05/1693 | 1,222,000.00 | | | | 66,851.60 | 294,746.09 | 106,960.75 | 622,492.59 | 927.99 | | | | | | | | | | | 2,313,979.02 |
| Of. No. 103.5/05/1824 | | | | | | | 12,168.43 | 243,648.58 | 4,357.28 | | | | | | | | | | | 260,174.29 |
| Of. No. 103.5/06/429 | | | | | | 94,093.78 | 24,015.92 | 64,451.51 | | | | | | | | | | | | 182,561.21 |
| Of. No. 103.5/06/1146 | | | | | | 80,056.16 | | | | | | | | | | | | | | 80,056.16 |
| Of. No. 103.5/06/1693 | | | | | | | | | 3,699.81 | | | | | | | | | | | 3,699.81 |
| Of. No. 103.5/06/1893 | | | | | | | | | | 776,791.80 | 257,209.58 | 43,761.25 | 37,875.00 | 37,354.30 | | 30,798.78 | 13,362.47 | 5,887.89 | | 1,203,041.07 |
| Of. No. 103.5/06/1972 | | | | | | | | | | | 231,000.00 | | | | | 29,909.34 | 65,674.25 | | | 326,583.59 |
| Of. No. 103.5/06/2644 | | | | | | | | | | | 871,620.00 | 76,000.00 | 251,956.00 | | | 300,308.23 | 39,230.84 | 300.00 | | 1,539,415.07 |
| Of. No. 103.5/06/2729 | | | | | | 88,365.14 | 10,717.40 | 3,933.56 | | | | | | | | | | | | 103,016.10 |
| Of. No. 103.5/07/1654 | | | | | | 4,485.00 | 10,913.66 | 280,865.82 | | | | | | | | | | | | 296,264.48 |
| Of. No. 103.5/07/1869 | | | | | | | | | | | 301,178.40 | | | | | 14,994.78 | 29,959.42 | | | 346,132.60 |
| Of. No. 103.5/07/1905 | | | | | | | 2,213.36 | 293,305.25 | | | | | | | | | | | | 295,518.61 |
| Of. No. 103.5/07/2087 | | | | | | | | | | 856,412.41 | 254,621.00 | 126,678.90 | | 33,427.55 | | 34,476.66 | 11,488.29 | | | 1,317,104.81 |
| Of. No. 103.5/07/2090 | | | | | | | | | | 621,067.49 | 166,931.01 | 217,839.55 | 298,099.90 | 30,607.60 | | 37,542.60 | 10,016.00 | 60,370.50 | | 1,442,474.65 |
| Of. No. 103.5/07/2408 | 991,000.00 | | | 201,346.10 | 55,975.97 | 202,648.89 | 228,303.78 | 741,006.27 | 531.00 | | | | | | | | | | | 2,420,812.01 |
| Of. No. 103.5/07/2562 | 688,000.00 | | | 52,000.00 | 129,807.00 | 322,562.43 | 222,213.19 | 753,749.63 | 1,486.31 | | | | | | | | | | | 2,169,818.56 |
| Of. No. 103.5/07/2829 | 158,000.00 | | | | 37,633.00 | 67,614.92 | 114,232.22 | 248,131.17 | 110.00 | | | | | | | | | | | 625,721.31 |
| Of. No. 103.5/07/3027 | 2,436,000.00 | | | | | 20,615.25 | 580,362.64 | 97,971.81 | | | | | | | | | | | | 3,134,949.70 |
| Of. No. 103.5/08/1265 | 260,000.00 | | | | 165,740.50 | 129,053.41 | 179,412.82 | 479,124.69 | 6,126.95 | | | | | | | | | | | 1,219,458.37 |
| Of. No. 103.5/08/3107 | | | | | | 850.00 | 3,625.80 | 288,534.42 | | | | | | | | | | | | 293,010.22 |
| Of. No. 103.5/08/3121 | 1,038,000.00 | | | | 49,588.25 | 81,902.23 | 115,816.86 | 409,486.51 | | | | | | | | | | | | 1,694,793.85 |
| Of. No. 103.5/08/3122 | 108,000.00 | | | | 40,185.19 | 43,238.40 | 20,693.77 | 70,367.75 | 6,666.75 | | | | | | | | | | | 289,151.86 |
| Of. No. 103.5/08/3396 | | | | | | | | | | | 262,413.00 | 9,853.50 | 7,554.20 | | | 48,040.02 | 28,471.82 | 15,456.00 | | 371,788.54 |
| Of. No. 103.5/08/4877 | | | | | | | 2,722.86 | 6,897.00 | | | | | | | | | | | | 9,619.86 |
| Of. No. 103.5/08/4878 | | | | | | | | 51,347.40 | | | | | | | | | | | | 51,347.40 |
| Of. No. 103.5/09/1251 | | | | | 7,458.31 | | 27,766.23 | | | | | | | | | | | | | 35,224.54 |
| Of. No. 103.5/09/1252 | 40,000.00 | | 4,500.00 | | 261,808.94 | 991,881.52 | 330,334.33 | 283,416.04 | 22,205.44 | | | | | | | | | | | 1,934,146.27 |
| Of. No. 103.5/09/3669 | | | | | | | 61,747.01 | 152,815.33 | | | | | | | | | | | | 214,562.34 |
| Of. No. 103.5/09/3923 | 160,000.00 | | | | 38,897.00 | 118,316.55 | 34,650.44 | 171,174.82 | | | | | | | | | | | | 523,038.81 |
| Of. No. 103.5/09/4045 | 742,405.58 | | | | 96,883.90 | 308,439.49 | 113,335.93 | 612,321.97 | 2,000.00 | | | | | | | | | | | 1,875,386.87 |
| Of. No. 103.5/09/4412 | | | | | | 15,170.21 | | | | | 264,549.36 | 18,670.00 | 363,954.30 | 14,736.00 | | 261,305.65 | 17,265.91 | | | 955,751.43 |

UNIVERSIDAD AUTÓNOMA DE AGUASCALIENTES
PROGRAMA DE MEJORA AL PROFESORADO

Informe Financiero Acumulado No. 42

15 de Abril de 2016.

| Rubros | Beca de fomento a la permanencia | Reconocimiento a la calidad en el trabajo | Apoyo mensual complementario | Reconocimiento a la trayectoria académica | Fomento a la generación y aplicación del conocimiento | Servicios | Materiales | Bienes muebles | Acervo bibliográfico | Manutención | Cuota compensatoria | Inscripción | Colegiatura | Seguro médico | Instalación | Transporte y viáticos | Material didáctico | Graduación o titulación | TOTAL |
|-----------------------|----------------------------------|---|------------------------------|---|---|------------|------------|----------------|----------------------|--------------|---------------------|-------------|--------------|---------------|-------------|-----------------------|--------------------|-------------------------|--------------|
| Of. No. 103.5/09/5072 | | | | | | 142,388.97 | | | | | | 38,928.31 | | | | 61,024.31 | | | 242,341.59 |
| Of. No. 103.5/10/4550 | | | | | | | | 151,726.95 | 10,000.00 | | | | | | | | | | 161,726.95 |
| Of. No. 103.5/10/4992 | 709,000.00 | 80,000.00 | 15,729.75 | | 77,918.99 | 96,122.05 | 84,312.11 | 822,352.21 | 29,638.14 | | | | | | | | | | 1,915,073.25 |
| Of. No. 103.5/10/5001 | 233,000.00 | 35,000.00 | 8,738.75 | | 33,207.25 | 85,968.94 | 203,253.38 | 248,375.40 | | | | | | | | | | | 847,543.72 |
| Of. No. 103.5/10/5873 | | | | | | | | | 360.00 | 580,628.27 | 470,674.19 | 73,980.00 | 425,016.55 | | | 14,985.92 | 27,381.04 | 8,172.24 | 1,601,198.21 |
| Of. No. 103.5/10/5874 | | | | | | | | | 2,149.97 | 705,055.31 | 63,562.82 | | 422,838.73 | 30,000.00 | | 13,387.00 | 9,754.63 | | 1,246,748.46 |
| Of. No. 103.5/10/5875 | | | | | | 97,813.01 | | | | 890,158.13 | 298,270.73 | 6,120.54 | 28,514.90 | 37,428.16 | | 273,507.03 | 26,869.85 | | 1,658,682.35 |
| Of. No. 103.5/10/7732 | 96,000.00 | | 5,243.25 | | 40,975.00 | 96,265.45 | 23,416.45 | 94,160.63 | 1,149.00 | | | | | | | | | | 357,209.78 |
| Of. No. 103.5/10/7733 | 152,738.75 | 12,000.00 | | | 33,207.25 | 108,583.76 | 36,655.25 | 78,047.67 | 3,183.20 | | | | | | | | | | 424,415.88 |
| Of. No. 103.5/11/899 | 72,000.00 | | | | 21,834.00 | 49,584.04 | | 68,072.53 | 50,000.50 | | | | | | | | | | 261,491.07 |
| Of. No. 103.5/11/1019 | | | | | | 91,722.79 | 7,996.13 | | | | | | | | | | | | 99,718.92 |
| Of. No. 103.5/11/1020 | | | | | | 25,180.38 | 5,100.70 | | | | | | | | | | | | 30,281.08 |
| Of. No. 103.5/11/3444 | | | | | | 46,000.00 | | | | | | | | | | | | | 46,000.00 |
| Of. No. 103.5/11/3817 | | | | | | | | 279,104.56 | | | | | | | | | | | 279,104.56 |
| Of. No. 103.5/11/3837 | 269,813.92 | | | 30,000.00 | 21,864.00 | 31,341.88 | 8,840.40 | 329,428.62 | | | | | | | | | 44,625.00 | | 735,913.82 |
| Of. No. 103.5/11/3838 | | | | 50,000.00 | 31,834.00 | 8,101.02 | 24,983.53 | 119,517.77 | 4,404.96 | | | | | | | | | | 238,841.28 |
| Of. No. 103.5/11/5526 | | | | | | | 37,312.26 | | 7,264.51 | 343,197.28 | 67,226.96 | 81,886.50 | 86,170.00 | | | 5,000.00 | 2,626.20 | | 630,683.71 |
| Of. No. 103.5/11/5527 | | | | | | 1,323.17 | | | 1,353.44 | 1,042,514.00 | | | \$683,299.93 | | | 25,951.11 | 3,290.75 | | 1,757,732.40 |
| Of. No. 103.5/11/5543 | | | | | | 123,318.70 | | | 3,504.33 | | | 168,312.00 | 6,930.92 | | | 190,134.45 | 12,799.34 | 23,969.32 | 542,769.30 |
| Of. No. 103.5/11/5640 | | | | | 36,462.24 | | | | | | | | | | | | | | 36,462.24 |
| Of. No. 103.5/11/6719 | 72,000.00 | | | | 21,834.00 | 19,678.17 | 6,277.75 | 71,878.47 | 8,052.40 | | | | | | | | | | 199,720.79 |
| Of. No. 103.5/11/6737 | 77,885.00 | | | | 16,375.50 | 18,884.00 | 7,566.49 | 60,300.33 | | | | | | | | | | | 181,011.32 |
| Of. No. 103.5/11/6813 | | | | | 70,771.66 | 152,611.52 | 28,081.93 | 36,164.36 | 6,266.14 | | | | | | | | | | 293,895.61 |
| Of. No. 103.5/12/2075 | | | | | 59,831.29 | 512,614.85 | 23,024.05 | 357,581.40 | 15,511.50 | | | | | | | | 1,359.00 | | 969,922.09 |
| Of. No. 103.5/12/3780 | 583,517.20 | | | | 64,408.96 | 122,812.14 | 30,753.44 | 625,002.92 | 25,956.68 | | | | | | | | | | 1,452,451.34 |
| Of. No. 103.5/12/3781 | 264,000.00 | | | | 41,708.26 | 20,213.39 | 12,264.26 | 91,250.31 | 12,136.21 | | | | | | | | | | 441,572.43 |
| Of. No. 103.5/12/4273 | | | | | | | 3,337.00 | 386,393.69 | | | | | | | | | | | 389,730.69 |
| Of. No. 103.5/12/4455 | | | | | | 1,667.00 | | | 7,960.00 | 198,774.65 | | | 44,884.80 | | | | 1,960.00 | | 255,246.45 |
| Of. No. 103.5/12/4456 | | | | | | 10,528.00 | | | 1,021.22 | 841,072.17 | | 110,172.00 | 525,628.39 | 18,429.30 | | 1,998.17 | 3,707.67 | 3,634.46 | 1,516,191.38 |
| Of. No. 103.5/12/4457 | | | | | | | | | | 987,275.57 | | 11,702.68 | 5,075.70 | 43,297.60 | | 16,345.00 | | | 1,063,696.55 |
| Of. No. 103.5/12/4458 | | | | | 9,479.15 | 11,343.00 | | | | | | | | | | | | | 20,822.15 |
| Of. No. 103.5/12/4558 | | | | | 68,249.88 | 60,903.21 | 75,069.61 | 49,439.41 | | | | | | | | | | | 253,662.11 |
| Of. No. 103.5/13/4178 | | | | | | 24,484.60 | | | | | | | | | | | | | 24,484.60 |
| Of. No. 103.5/13/5244 | | | | | 27,542.00 | 341,042.63 | 174,805.61 | 101,167.84 | | | | | | | | | | | 644,558.08 |
| Of. No. 103.5/13/5607 | | | | | | | | | 2,649.47 | 144,678.50 | 374,266.58 | | 96,000.00 | | | | | | 617,594.55 |
| Of. No. 103.5/13/5651 | | | | | | | | | 3,296.84 | 775,339.97 | | | 46,137.22 | 27,640.00 | | 18,370.00 | 10,247.04 | | 881,031.47 |





UNIVERSIDAD AUTÓNOMA DE AGUASCALIENTES
PROGRAMA DE MEJORA AL PROFESORADO

Informe Financiero Acumulado No. 42

15 de Abril de 2016.

| Rubros | Beca de fomento a la permanencia | Reconocimiento a la calidad en el trabajo | Apoyo mensual complementario | Reconocimiento a la trayectoria académica | Fomento a la generación y aplicación del conocimiento | Servicios | Materiales | Bienes muebles | Acervo bibliográfico | Manutención | Cuota compensatoria | Inscripción | Colegiatura | Seguro médico | Instalación | Transporte y viáticos | Material didáctico | Graduación o titulación | TOTAL |
|------------------------|----------------------------------|---|------------------------------|---|---|---------------------|---------------------|----------------------|----------------------|----------------------|---------------------|---------------------|---------------------|-------------------|------------------|-----------------------|--------------------|-------------------------|-----------------------|
| Of. No. 103.5/13/6971 | | | | | | | | 273,740.74 | 9,527.74 | | | | | | | | | | 283,268.48 |
| Of. No. 103.5/13/6889 | | | | 9,679.40 | 50,004.23 | | | 24,842.17 | | | | | | | | | | | 84,525.80 |
| Of. No. 103.5/13/7079 | 397,270.81 | | | 34,002.83 | | | 33,146.33 | 271,112.81 | 10,757.49 | | | | | | | | | | 746,290.27 |
| Of. No. 103.5/13/7234 | | | | 72,000.00 | 110,020.70 | | 9,781.46 | 71,537.55 | | | | 7,526.35 | | | | | | | 270,866.06 |
| Of. No. 103.5/14/7104 | | | | | | | | 201,956.23 | | | | | | | | | | | 201,956.23 |
| Of. No. 103.5/14/7421 | 198,000.00 | | | 47,075.25 | 85,342.47 | | 11,926.20 | 289,740.69 | 1,824.00 | | | | | | | | | | 633,908.61 |
| Of. No. 103.5/14/7422 | 158,046.75 | | | 16,364.00 | 13,380.00 | | 8,364.81 | 144,294.70 | | | | | | | | | | | 340,450.26 |
| Of. No. 103.5/14/9009 | | | | | | | | 39,900.00 | | | | | | | | | | | 39,900.00 |
| Of. No. 103.5/14/10421 | 217,000.00 | | | 16,373.92 | | | | 54,990.59 | | | | | | | | | | | 288,364.51 |
| Of. No. 103.5/14/11284 | | | | 29,675.00 | 61,823.88 | | 93,688.19 | | | | | | | | | | | | 185,187.07 |
| Of. No. 103.5/15/360 | | | | | | | | 11,219.00 | | | | | | | | | | | 11,219.00 |
| Of. No. 103.5/15/3006 | | | | 71,304.40 | 800.02 | | 1,385.99 | 1,873.40 | | | | | | | | | | | 75,363.81 |
| Of. No. 103.5/15/3096 | 136,000.00 | | | | | | 44,242.36 | 736.00 | 14,931.08 | | | | | | | | | | 195,909.44 |
| Of. No. 103.5/15/4288 | | | | | | | 6,453.00 | | | | | | | | | | | | 6,453.00 |
| Of. No. 103.5/15/6946 | 286,661.25 | | | 12,000.00 | 20,413.24 | | 1,628.00 | 31,079.31 | 6,388.24 | | | | | | | | | | 358,170.04 |
| Of. No. 103.5/15/6954 | 348,000.00 | | | 37,062.00 | 65,963.49 | | 4,420.73 | 116,063.16 | 909.47 | | | | | | | | | | 573,018.85 |
| Of. No. 103.5/15/7648 | | | | | | | | | | 142,423.47 | | | | | | | | | 142,423.47 |
| Of. No. 103.5/15/9188 | | | | | | | | 57,555.28 | 14,914.81 | | | | | | | | | | 72,470.09 |
| Of. No. 103.5/16/12143 | | | | | | 24,220.00 | | | | | | | | | | | | | 24,220.00 |
| TOTAL POR RUBRO | 18,358,077.93 | 202,000.00 | 259,211.75 | 465,346.10 | 2,535,873.51 | 9,806,614.56 | 5,246,200.86 | 21,249,356.60 | 1,315,928.19 | 21,959,202.66 | 6,992,198.19 | 1,055,359.59 | 8,559,256.00 | 575,477.01 | 96,200.79 | 3,023,127.06 | 975,229.64 | 283,961.55 | 102,958,622.00 |


DRA. GUADALUPE RUIZ CUÉLLAR
RESPONSABLE INSTITUCIONAL DEL PRODEP


M. EN ADMON. MARIO ANDRADE CERVANTES
RECTOR